

THE SOLACE



WS 7634 -A

Exterior A

2,477 - 2,488 sq. ft.

3 - 4 Bedrooms

2 - 3 Full Baths

1 Half Bath

3 Car Garage



WS 7634 -B

Exterior B



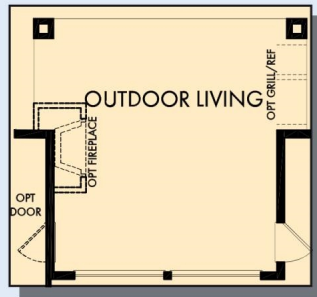
WS 7634 -C

Exterior C

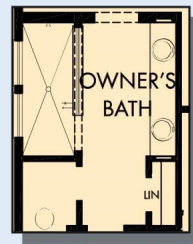
David Weekley
Homes

THE SOLACE

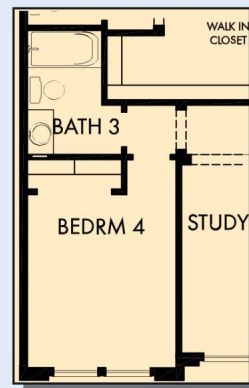
2,477 - 2,488 sq. ft. • 3 - 4 Bedrooms • 2 - 3 Full Baths • 1 Half Bath • 3 Car Garage



OPTIONAL OUTDOOR LIVING
AT FAMILY



OPTIONAL SUPER
SHOWER AT OWNER'S
BATH



OPTIONAL BEDROOM 4
WITH BATH 3



7634 in 5523 PHX

For additional options, please visit DavidWeekleyHomes.com

9/30/2019



See a David Weekley Homes Sales Consultant for details. Prices, plans, dimensions, features, specifications, materials, and availability of homes or communities are subject to change without notice or obligation. Illustrations are artist's depictions only and may differ from completed improvements. Copyright © 2019 David Weekley Homes - All Rights Reserved. Phoenix, AZ

DavidWeekleyHomes.com